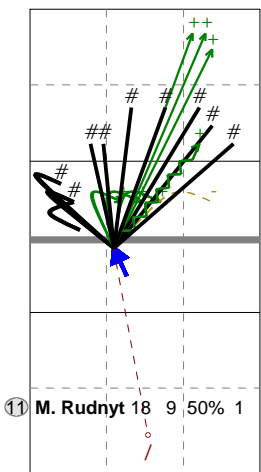


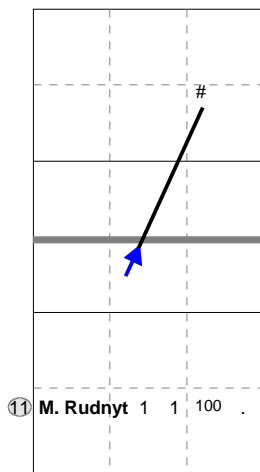
Total Direction Chart analysis

Ucrania | 11 M. Rudnytskiy | Atk after Rec | Setter in 1,5,4,2

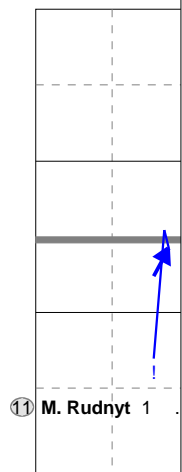
<b>X7</b>	Ind. *E% N # #% = /	<b>XC</b>	Ind. *E% N # #% = /	<b>X1</b>	Ind. *E% N # #% = /
	7 44% 18 9 50% 0 / 1		10 100 1 1 100 0 / 0		. . 1 0



H: 61%(11) P: 6%(1) T: 33%(6)



H: 100%(1) P: (0) T: (0)

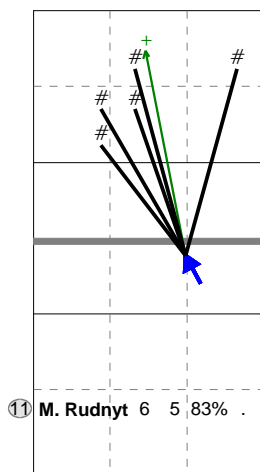


H: 100%(1) P: (0) T: (0)

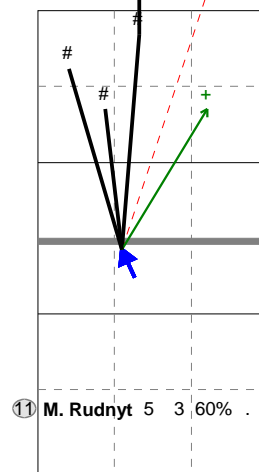
Total Direction Chart analysis

Ucrania | 11 M. Rudnytskiy | Atk after Rec | Setter in 6,3

<b>X2</b>	Ind. *E% N # #% = /	<b>X7</b>	Ind. *E% N # #% = /
	9 83% 6 5 83% 0 / 0		7 40% 5 3 60% 1 / 0

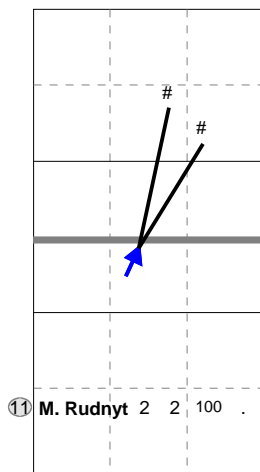


H: 100%(6) P: (0) T: (0)

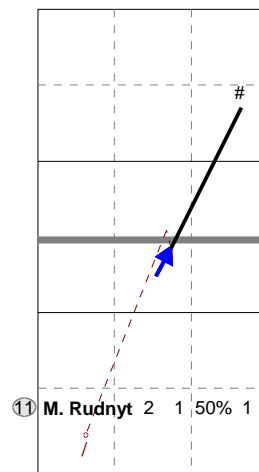


H: 100%(5) P: (0) T: (0)

<b>XC</b>	Ind. *E% N # #% = /	<b>X1</b>	Ind. *E% N # #% = /
	10 100 2 2 100 0 / 0		5 . 2 1 50% 0 / 1



H: 100%(2) P: (0) T: (0)

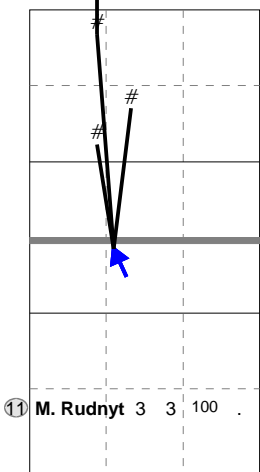


H: 100%(2) P: (0) T: (0)

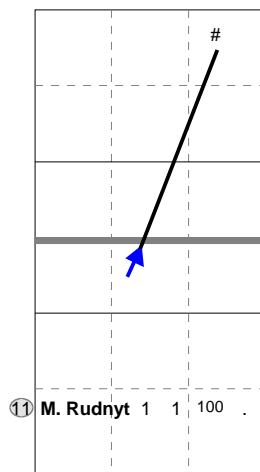
Total Direction Chart analysis

Ucrania | 11 M. Rudnytskiy | Transition | AND[\* ~ --AO,6] | (XF,X2,X1,XM,XG,

<b>X7</b>	Ind. *E% N # #% = /	<b>XC</b>	Ind. *E% N # #% = /
	10 100 3 3 100 0 / 0		10 100 1 1 100 0 / 0



H: 100%(3) P: (0) T: (0)



H: 100%(1) P: (0) T: (0)

Ind. *E% N # #% = /	Ind. *E% N # #% = /	Ind. *E% N # #% = /
3 42% 43 6 14% 0 / 1	3 45% 11 2 18% 0 / 0	4 . 1 0 0% 0 / 0

