

Total Direction Chart analysis

Ucrania | 10 D. Teryomenko | Atk after Rec | Setter in 1,5,4,2

X7

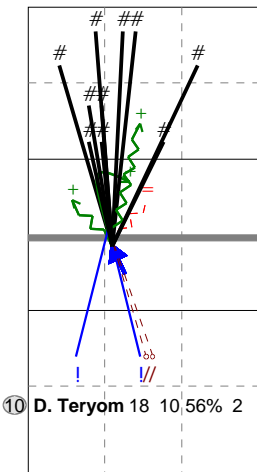
Ind. *E% N # #% = /
6 39% 18 10 56% 1 2

XC

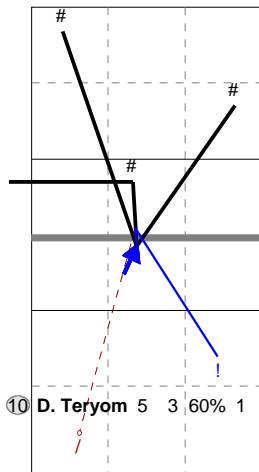
Ind. *E% N # #% = /
6 40% 5 3 60% 0 1

X1

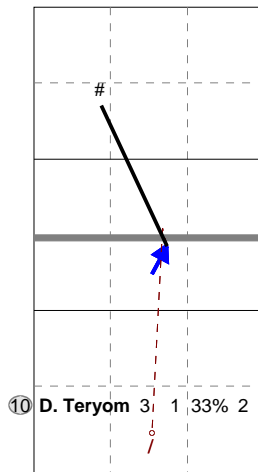
Ind. *E% N # #% = /
3 -33 3 1 33% 0 2



H: 78%(14) P: 17%(3) T: 6%(1)



H: 100%(5) P: (0) T: (0)



H: 100%(3) P: (0) T: (0)

Total Direction Chart analysis

Ucrania | 10 D. Teryomenko | Atk af

XC

Ind. *E% N # #% = /
8 50% 2 1 50% 0 0

10

D. Teryom 2 1 50%

H: 100%(2) P: (0) T: (0)

X7

Ind. *E% N # #% = /
5 1 0 0% 0 0

10

D. Teryom 1 0 0%

H: 100%(1) P: (0) T: (0)

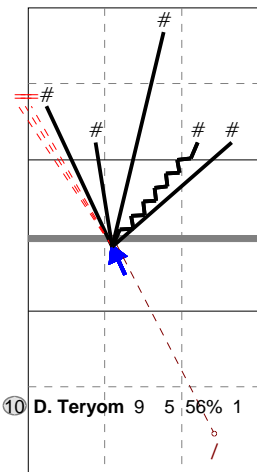
Ucrania | 10 D. Teryomenko | Transition | AND[*~~AO,6] | (XF,X2,X1,XM,XG,XC,XD,X7,PP,X9,X1,X3,X4,XB,

X7

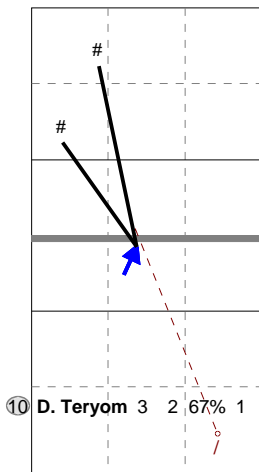
Ind. *E% N # #% = /
6 11% 9 5 56% 3 1

XC

Ind. *E% N # #% = /
7 33% 3 2 67% 0 1



H: 89%(8) P: 11%(1) T: (0)



H: 100%(3) P: (0) T: (0)

Ind. *E% N # #% = /
3 45% 31 5 16% 4 0

Ind. *E% N # #% = /
4 31% 13 4 31% 1 1

Ind. *E% N # #% = /
1 1 100 0 0

