


S in 5

Total Zone Chart analysis

Ucrania | Atk after Rec | Setter in 5 | OR[*~R~#,1][*~R~

S5



Total events Total events %
Events # Events # in %

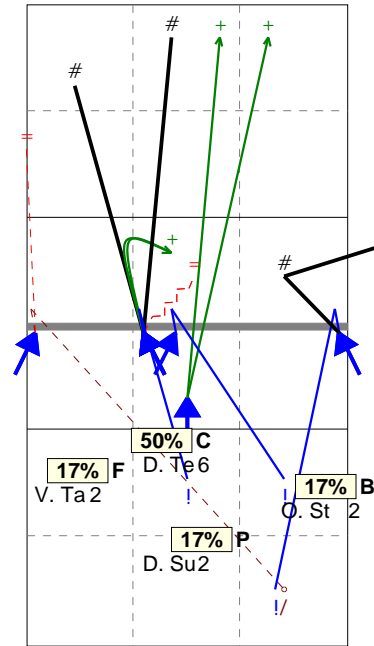
Ucrania | Player detail | Reception | Setter in 5 | :::[9]

Player	Skill	Type	S	Set	Ind	*E%	Tot	=	%	BP	pS	/	%	BP	pS	-	%	!	%	+	%	#	%	BP	pS	
Team	Reception		5		5	71%	17	1	6%	1	.	1	6%	1	.	1	6%	2	12%	7	41%	5	29%	.	.	
3 D. Sukhinin					6	75%	8	1	12%	1	.	.	.	1	12%	4	50%	2	25%	.	.	
4 I. Kapaiev					7	100%	1	1	100%	
8 V. Tatarints					7	80%	5	1	20%	1	20%	3	60%	.	.
13 P. Harmas					1	33%	3	1	33%	1	1	33%	.	.	1	33%	

Total Direction Chart analysis

Ucrania | Atk after Rec | Setter in 5 | OR[*~R~#,1][*~R~+,1]:::[9]

S5 Ind. *E% N # #% = /
4 . 12 3 25% 2 1

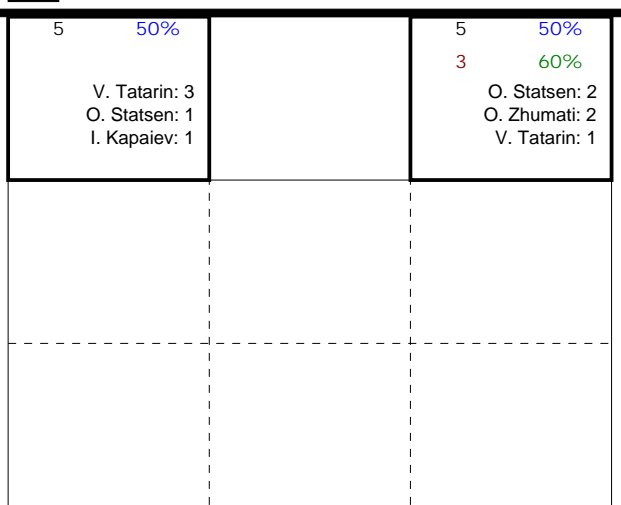


H: 83%(10) P: 8%(1) T: 8%(1)

Total Zone Chart analysis

Ucrania | Transition | Setter in 5 | AND[*~D~#,7][~AO~

S5

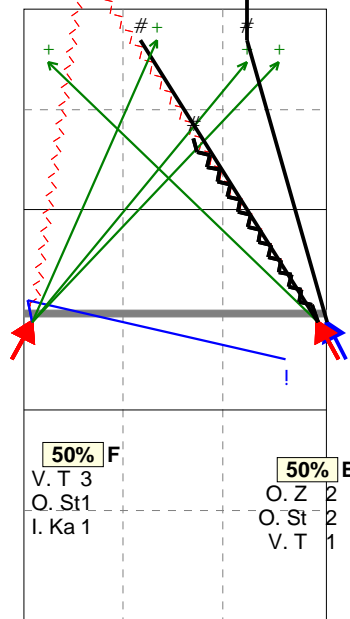


Total events Total events %
Events # Events # in %

Total Direction Chart analysis

Ucrania | Transition | Setter in 5 | AND[*~D~#,7][~AO~V3~3,6][~AO

S5 Ind. *E% N # #% = /
5 =10% 10 3 30% 2 0



H: 60%(6) P: 40%(4) T: (0)