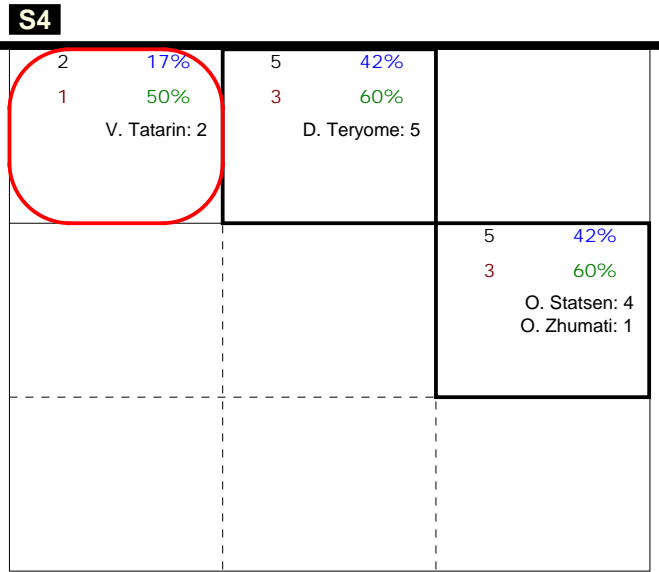


# S in 4

Total Zone Chart analysis

Ucrania | Atk after Rec | Setter in 4 | OR[\*~R~#,1][\*~R~



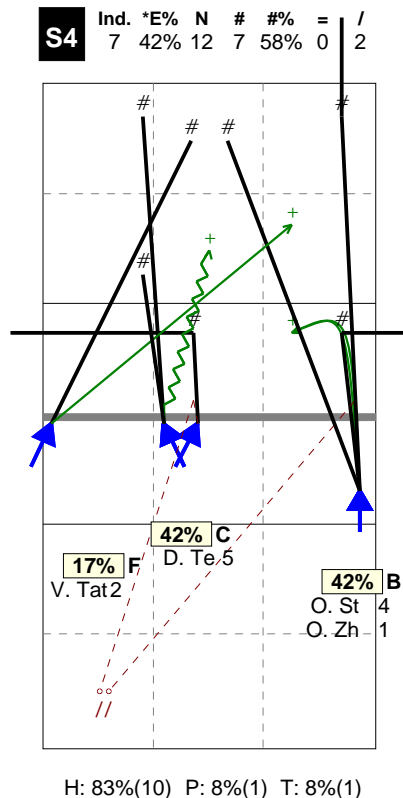
Total Analysis by players

Ucrania | Player detail | Reception | Setter in 4 | :::[9]

Player	Skill	Type	S	Set	Ind	*E%	Tot	=	%	BP	pS	/	%	BP	pS	-	%	!	%	+	%	#	%	BP	pS
Team	Reception		4		5	60%	20	.	.	.	.	.	.	.	.	5	25%	3	15%	6	30%	6	30%	.	.
3 D. Sukhinin					3	33%	3	.	.	.	.	.	.	.	.	2	67%	.	.	.	.	1	33%	.	.
4 I. Kapaiev					3	33%	6	.	.	.	.	.	.	.	.	1	17%	3	50%	.	.	2	33%	.	.
8 V. Tatarints					6	80%	10	.	.	.	.	.	.	.	.	2	20%	.	.	6	60%	2	20%	.	.
10 D. Teryom					10	100%	1	.	.	.	.	.	.	.	.	.	.	.	.	.	.	1	100%	.	.

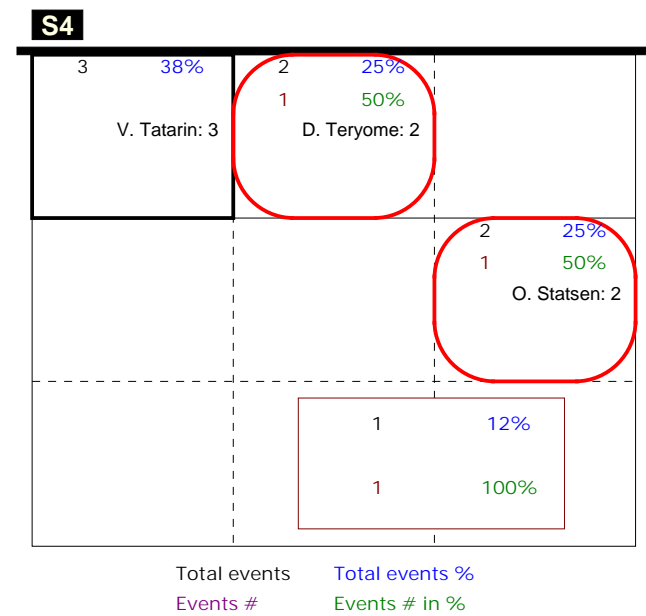
Total Direction Chart analysis

Ucrania | Atk after Rec | Setter in 4 | OR[\*~R~#,1][\*~R~+,1]:::[9]



Total Zone Chart analysis

Ucrania | Transition | Setter in 4 | AND[\*~D~#,6][~AO~



Total Direction Chart analysis

Ucrania | Transition | Setter in 4 | AND[\*~D~#,7][~AO~V3~3,6][~AO

