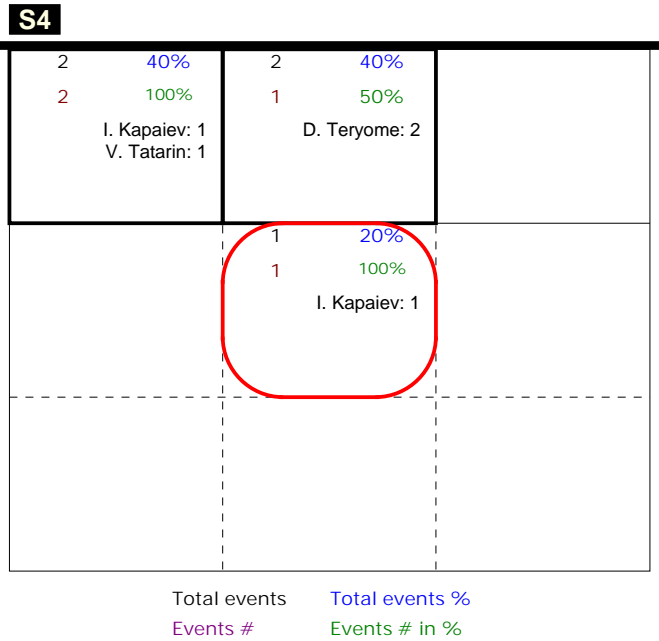


S in 4

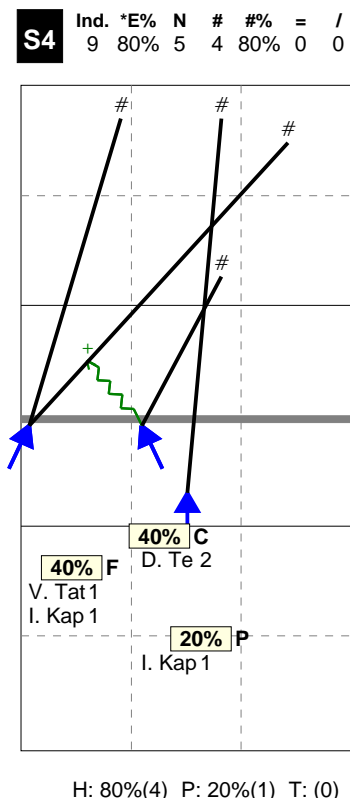
Total Zone Chart analysis

Ucrania | Atk after Rec | Setter in 4 | OR[*~R-#,1][*~R-];;[2]



Total Direction Chart analysis

Ucrania | Atk after Rec | Setter in 4 | OR[*~R-#,1][*~R-+];;[2]



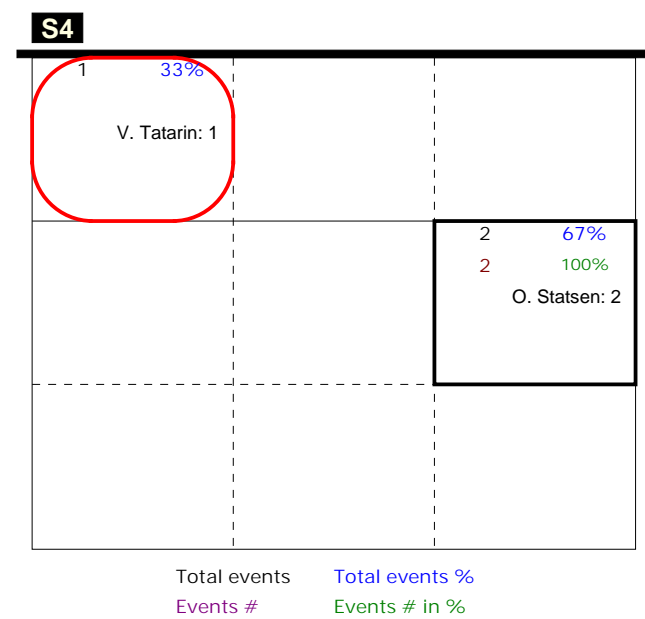
Total Analysis by players

Ucrania | Player detail | Reception | Setter in 4 | ;;[2]

Player	Skill	Type	S	Set	Ind	*E%	Tot	=	%	BP	pS	/	%	BP	pS	-	%	!	%	+	%	#	%	BP	pS
Team	Reception		4		5	62%	8	2	25%	1	12%	3	38%	2	25%	.	.
3 D. Sukhinin					5	60%	5	2	40%	.	.	1	20%	2	40%	.	.
8 V. Tatarints					4	50%	2	1	50%	1	50%
12 D. Fomin					7	100%	1	1	100%

Total Zone Chart analysis

Ucrania | Transition | Setter in 4 | AND[*~D-#,6][~AO-]



Total Direction Chart analysis

Ucrania | Transition | Setter in 4 | AND[*~D-#,7][~AO-V3-3,6][~AO-]

