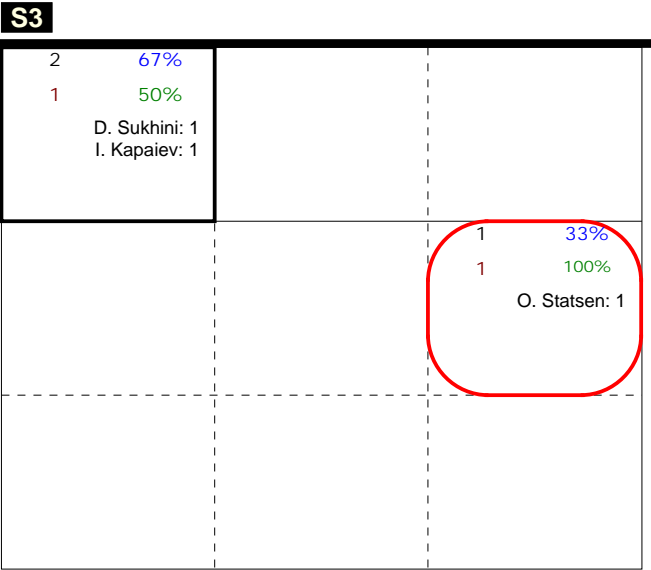


S in 3

Total Zone Chart analysis

Ucrania | Atk after Rec | Setter in 3 | OR[*~~R~#,1][*~~R~

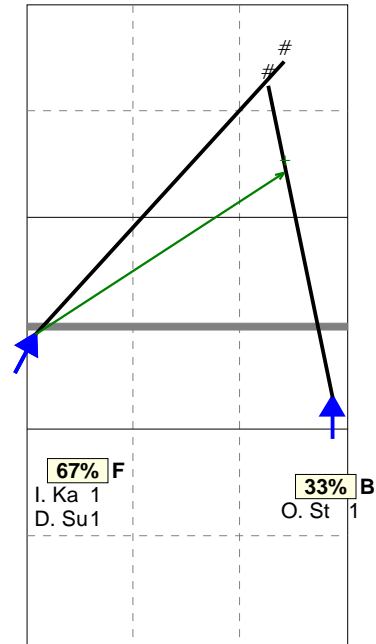


Total events Total events %
Events # Events # in %

Total Direction Chart analysis

Ucrania | Atk after Rec | Setter in 3 | OR[*~~R~#,1][*~~R~+,1]:::[2]

S3 Ind. *E% N # #% = /
8 67% 3 2 67% 0 0

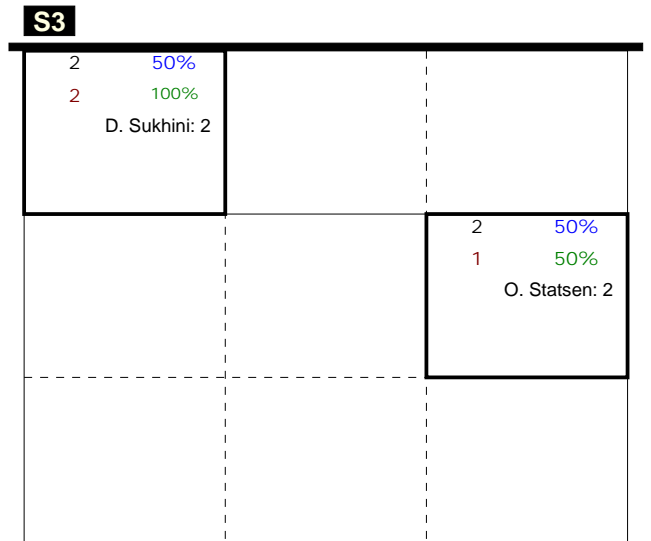


H: 100%(3) P: (0) T: (0)

Player	Skill	Type	S	Set	Ind	*E%	Tot	=	%	BP	pS	/	%	BP	pS	-	%	!	%	+	%	#	%	BP	pS	
Team	Reception		3		3	38%	8	1	12%	1	3	38%	1	12%	1	12%	2	25%	.	.
3 D. Sukhinin					4	50%	4	1	25%	1	25%	1	25%	1	25%	.	.
13 P. Harmas					1	25%	4	1	25%	1	2	50%	1	25%	.	.

Total Zone Chart analysis

Ucrania | Transition | Setter in 3 | AND[*~~D~#,7][~~~AO~

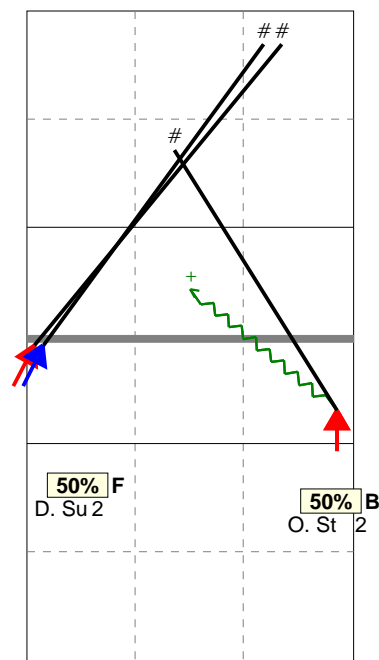


Total events Total events %
Events # Events # in %

Total Direction Chart analysis

Ucrania | Transition | Setter in 3 | AND[*~~D~#,7][~~~AO~PR~3,6][~~~AO~P2

S3 Ind. *E% N # #% = /
9 75% 4 3 75% 0 0



H: 75%(3) P: 25%(1) T: (0)