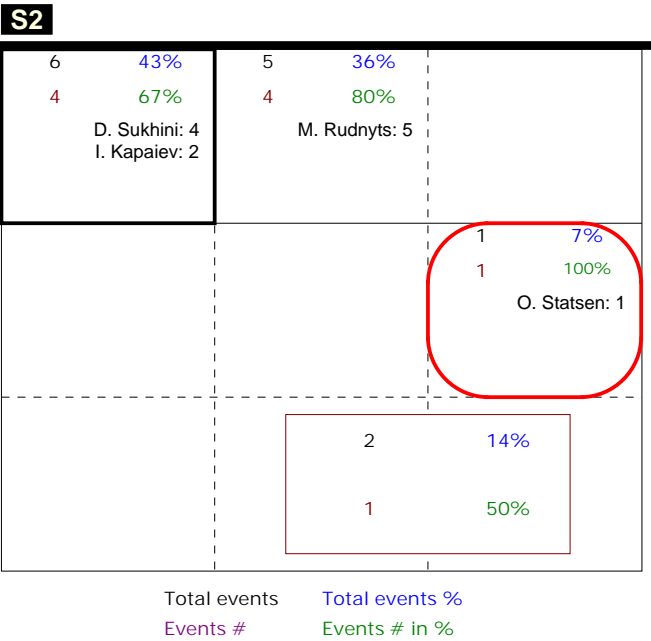


S in 2

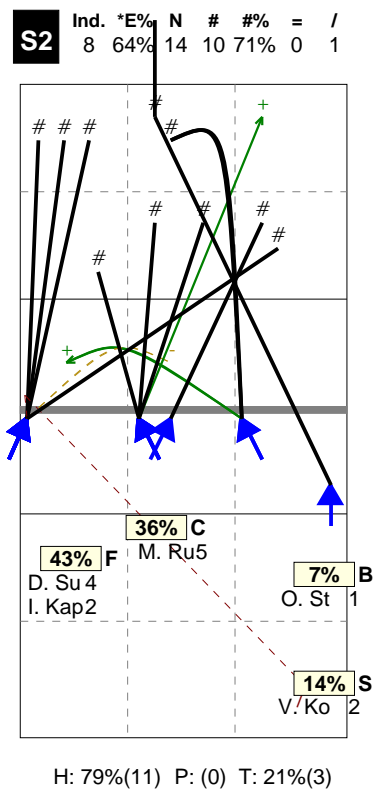
Total Zone Chart analysis

Ucrania | Atk after Rec | Setter in 2 | OR[*~~R~#,1][*~~R~#,1]:::[9]



Total Direction Chart analysis

Ucrania | Atk after Rec | Setter in 2 | OR[*~~R~#,1][*~~R~#,1]:::[9]



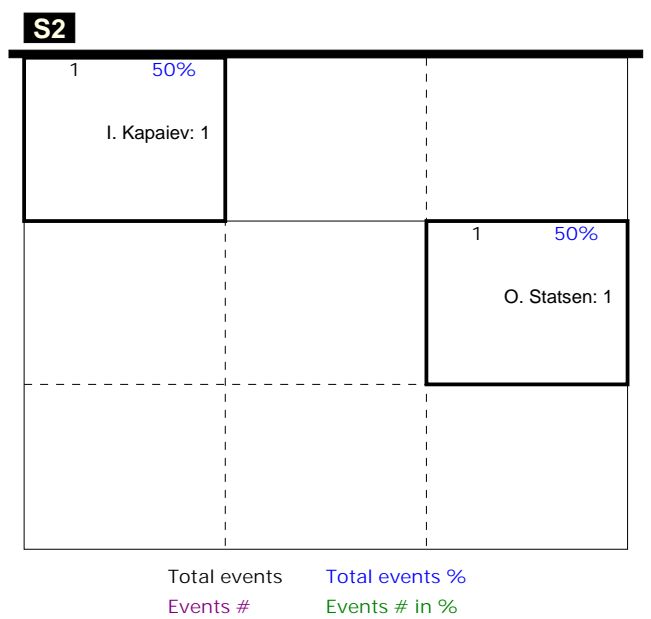
Total Analysis by players

Ucrania | Player detail | Reception | Setter in 2 | :::[9]

Player	Skill	Type	S	Set	Ind	*E%	Tot	=	%	BP	pS	/	%	BP	pS	-	%	!	%	+	%	#	%	BP	pS	
Team	Reception		2		7	78%	18	1	6%	1	.	.	.	3	17%	5	28%	9	50%	.	.	
3 D. Sukhinin					5	50%	2	1	50%	.	.	1	50%	.	.	
4 I. Kapaiev					10	100%	1	1	100%	.	.	
8 V. Tatarints					7	79%	14	1	7%	1	.	.	.	2	14%	4	29%	7	50%	.	.	
13 P. Harmas					7	100%	1	1	100%

Total Zone Chart analysis

Ucrania | Transition | Setter in 2 | AND[*~~D~#,7][~~~AO~#,7]



Total Direction Chart analysis

Ucrania | Transition | Setter in 2 | AND[*~~D~#,7][~~~AO~#,7][~~~AO~PR~3,6][~~~AO~P~#,6]

