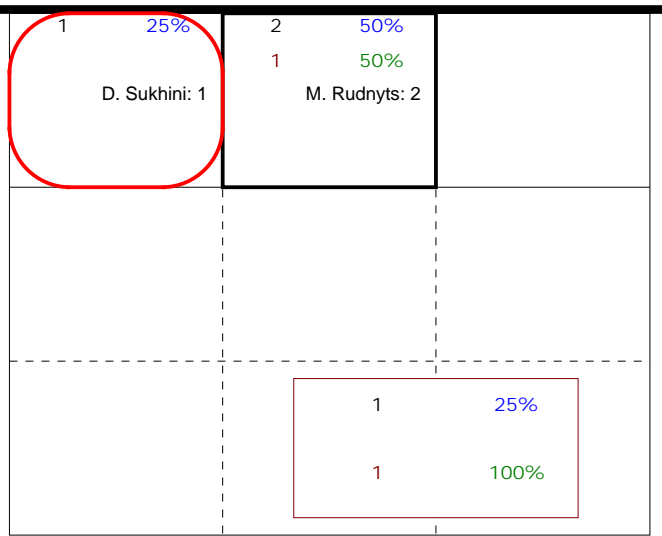


# S in 2

## Total Zone Chart analysis

Ucrania | Atk after Rec | Setter in 2 | OR[\*~~R~#,1][\*~~R~

**S2**



Total events    Total events %  
Events #        Events # in %

## Total Analysis by players

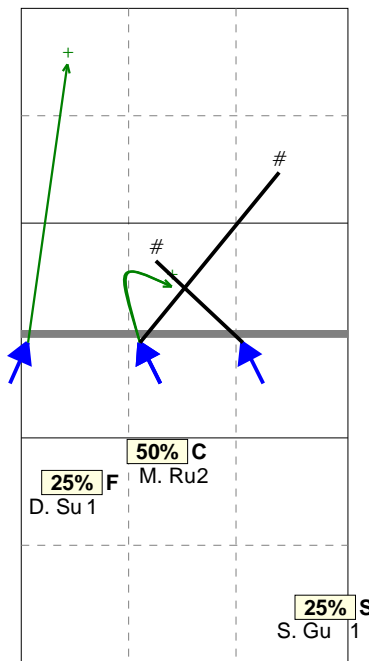
Ucrania | Player detail | Reception | Setter in 2 | :::[2]

Player	Skill	Type	S	Set	Ind	*E%	Tot	=	%	BP	pS	/	%	BP	pS	-	%	!	%	+	%	#	%	BP	pS	
Team	Reception		2		5	67%	6	.	.	.	.	.	.	.	.	.	1	17%	1	17%	3	50%	1	17%	.	.
3 D. Sukhinin					8	100%	3	.	.	.	.	.	.	.	.	.	.	.	.	2	67%	1	33%	.	.	
8 V. Tatarints					2	33%	3	.	.	.	.	.	.	.	.	.	1	33%	1	33%	1	33%	.	.	.	.

## Total Direction Chart analysis

Ucrania | Atk after Rec | Setter in 2 | OR[\*~~R~#,1][\*~~R~+,1]:::[2]

**S2** Ind. \*E% N # #% = /  
8 50% 4 2 50% 0 0

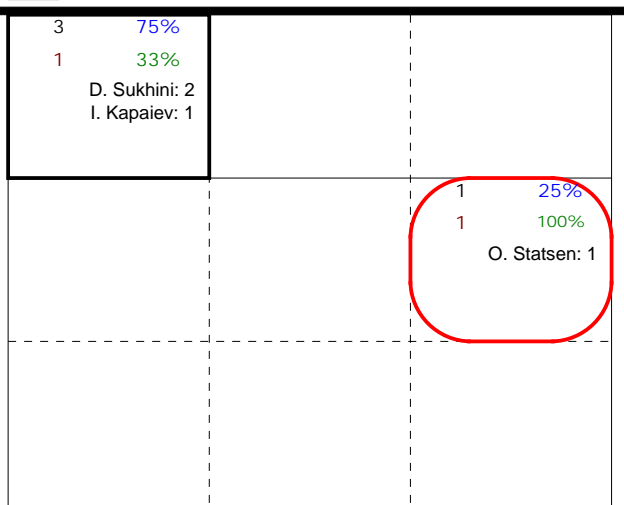


H: 75%(3) P: (0) T: 25%(1)

## Total Zone Chart analysis

Ucrania | Transition | Setter in 2 | AND[\*~~D~#,7][~~~AO~

**S2**

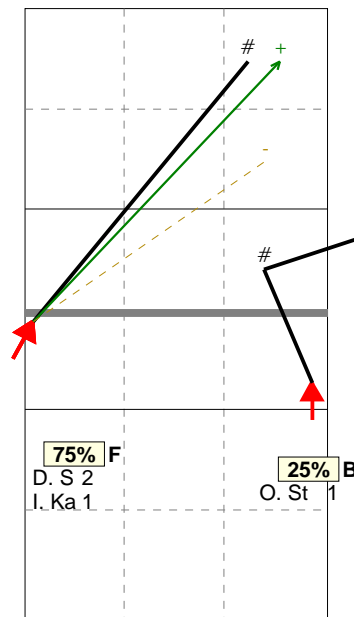


Total events    Total events %  
Events #        Events # in %

## Total Direction Chart analysis

Ucrania | Transition | Setter in 2 | AND[\*~~D~#,7][~~~AO~PR~3,6][~~~AO~P

**S2** Ind. \*E% N # #% = /  
8 50% 4 2 50% 0 0



H: 100%(4) P: (0) T: (0)