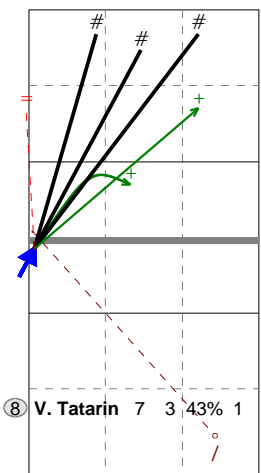


Total Direction Chart analysis

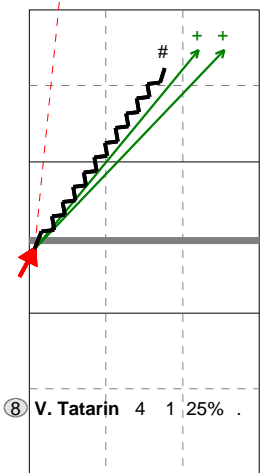
Ucrania | 8 V. Tatarintsev | Atk after Rec | (XF,X2,X1,XM,XG,XC,X7,PP,X9,XT,X3,X4,XB,XP,XR,X5,X0,X6,X8,CB,CF,CD,C5,C0,C6,C8,V5,V0,V6,V8,VB,VP,

<b>X5</b>	Ind.	*E%	N	#	#%	=	/
	6	14%	7	3	43%	1	1

<b>V5</b>	Ind.	*E%	N	#	#%	=	/
	5	.	4	1	25%	1	0



H: 86%(6) P: (0) T: 14%(1)



H: 75%(3) P: 25%(1) T: (0)

Total Direction Chart analysis

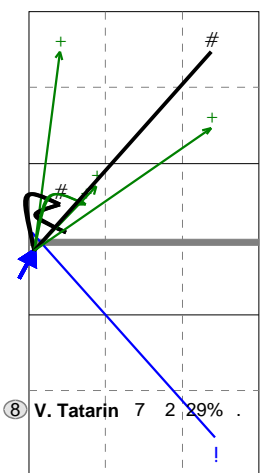
Ucrania | 8 V. Tatarintsev | Transition | (XF,X2,X1,XM,XG,XC,X7,PP,X9,XT,X3,X4,XB,XP,XR,X5,X0,X6,X8,CB,CF,CD,C5,C0,C6,C8,V5,V0,V6,V8,VB,VP,VR

<b>X5</b>	Ind.	*E%	N	#	#%	=	/
	6	29%	7	2	29%	0	0

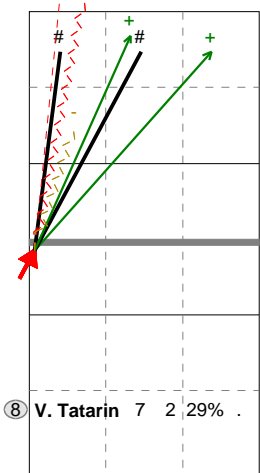
<b>V5</b>	Ind.	*E%	N	#	#%	=	/
	5	.	7	2	29%	2	0

<b>V0</b>	Ind.	*E%	N	#	#%	=	/
	.	-100	1	0	0%	1	0

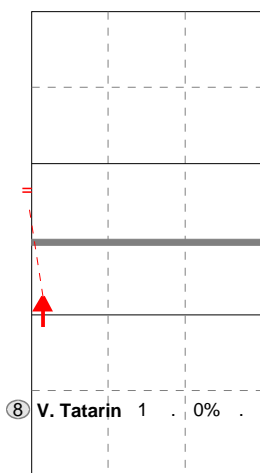
<b>V6</b>	Ind.	*E%	N	#	#%	=	/
	10	100	1	1	100	0	0



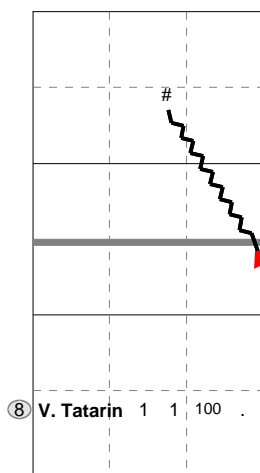
H: 71%(5) P: (0) T: 29%(2)



H: 71%(5) P: 29%(2) T: (0)



H: 100%(1) P: (0) T: (0)



H: (0) P: 100%(1) T: (0)

Ind.	*E%	N	=	#	/
3	29%	14	1	7%	0 / 0

Ind.	*E%	N	=	#	/
3	62%	13	1	8%	0 / 0

Ind.	*E%	N	=	#	/
3	.	4	1	25%	0 / 0

Ind.	*E%	N	=	#	/
4	.	2	0	0%	0 / 0

