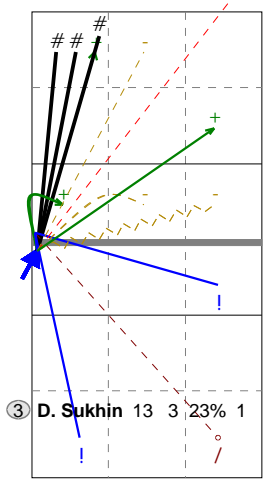


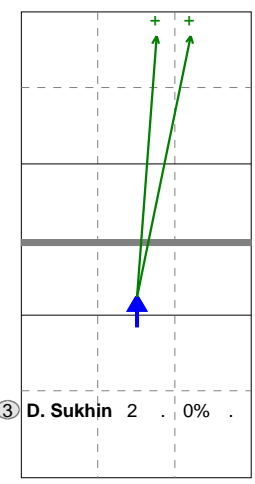
Total Direction Chart analysis

Ucrania | 3 D. Sukhinin | Atk after Rec | (XF,X2,X1,XM,XG,XC,X7,PP,X9,XT,X3,X4,XB,XP,XR,X5,X0,X6,X8,CB,CF,CD,C5,C0,C6,C8,V5,V0,V6,V8,VB,VP,V

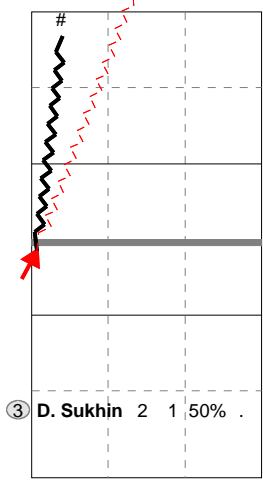
<b>X5</b>	Ind.	*E%	N	#	#%	=	/	<b>XP</b>	Ind.	*E%	N	#	#%	=	/	<b>V5</b>	Ind.	*E%	N	#	#%	=	/	<b>V6</b>	Ind.	*E%	N	#	#%	=	/
	5	8%	13	3	23%	1	1		5	.	2	0	0%	0	0		5	.	2	1	50%	1	0		8	50%	2	1	50%	0	0



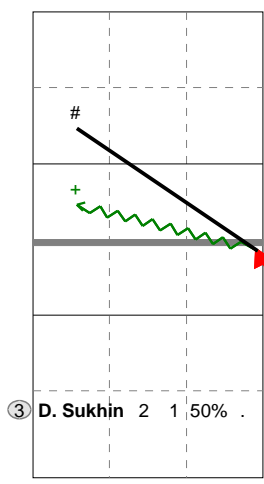
H: 69%(9) P: 15%(2) T: 15%(2)



H: 100%(2) P: (0) T: (0)



H: (0) P: 100%(2) T: (0)

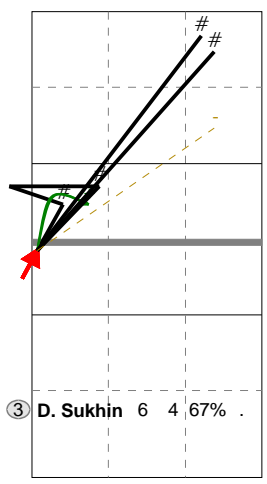


H: 50%(1) P: 50%(1) T: (0)

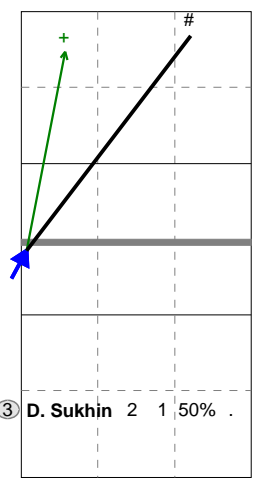
Total Direction Chart analysis

Ucrania | 3 D. Sukhin | Transition | (XF,X2,X1,XM,XG,XC,X7,PP,X9,XT,X3,X4,XB,XP,XR,X5,X0,X6,X8,CB,CF,CD,C5,C0,C6,C8,V5,V0,V6,V8,VB,VP,VR,P

<b>V5</b>	Ind.	*E%	N	#	#%	=	/	<b>X5</b>	Ind.	*E%	N	#	#%	=	/
	8	67%	6	4	67%	0	0		8	50%	2	1	50%	0	0



H: 83%(5) P: (0) T: 17%(1)



H: 100%(2) P: (0) T: (0)

Ind. \*E% N = =% # /  
3 58% 19 4 21% 1 0

