

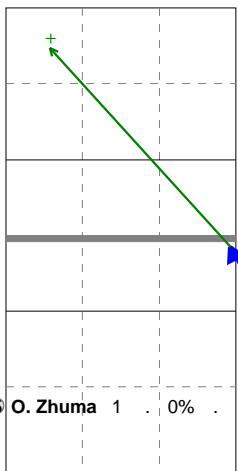
Total Direction Chart analysis

Ucrania | 15 O. Zhumatii | Atk after Rec | (XF,X2,X1,XM,XG,XC,X7,PP,X9,XT,X3,X4,XB,XP,XR,X5,X0,X6,X8,CB,CF,CD,C5,C0,C6,C8,V5,V0,V6,V8,VB,VP,

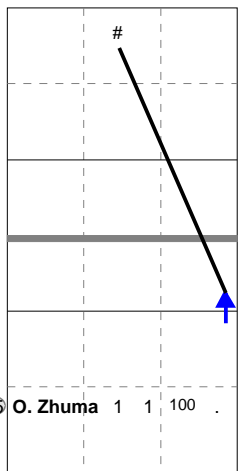
<b>X6</b>	Ind.	*E%	N	#	#%	=	/
5	.	1	0	0%	0	0	0

<b>X8</b>	Ind.	*E%	N	#	#%	=	/
10	100	1	1	100	0	0	0

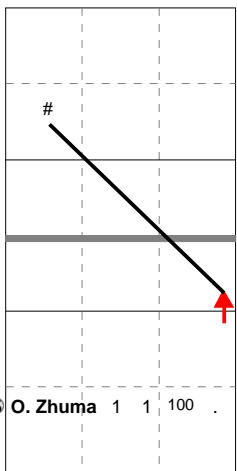
<b>V8</b>	Ind.	*E%	N	#	#%	=	/
10	100	1	1	100	0	0	0



H: 100%(1) P: (0) T: (0)



H: 100%(1) P: (0) T: (0)



H: 100%(1) P: (0) T: (0)

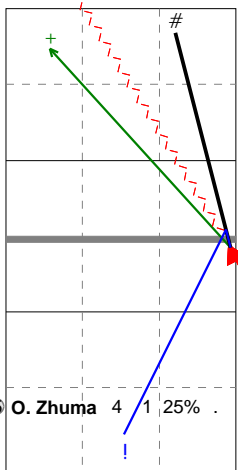
Total Direction Chart analysis

Ucrania | 15 O. Zhumatii | Transition | (XF,X2,X1,XM,XG,XC,X7,PP,X9,XT,X3,X4,XB,XP,XR,X5,X0,X6,X8,CB,CF,CD,C5,C0,C6,C8,V5,V0,V6,V8,VB,VP,VR,

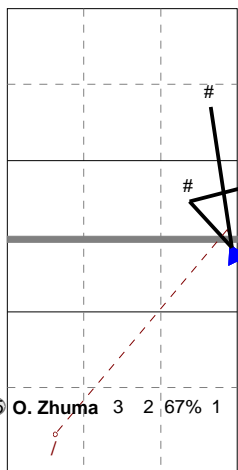
<b>V6</b>	Ind.	*E%	N	#	#%	=	/
4	.	4	1	25%	1	0	0

<b>X6</b>	Ind.	*E%	N	#	#%	=	/
7	33%	3	2	67%	0	1	0

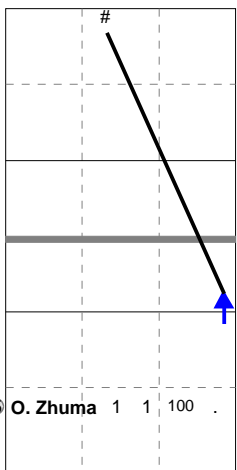
<b>X8</b>	Ind.	*E%	N	#	#%	=	/
10	100	1	1	100	0	0	0



H: 75%(3) P: 25%(1) T: (0)



H: 100%(3) P: (0) T: (0)



H: 100%(1) P: (0) T: (0)

Ind.	*E%	N	=	#	/
4	.	1	0	0%	0

