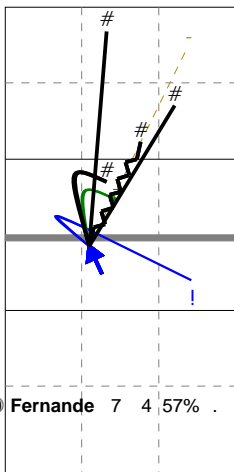


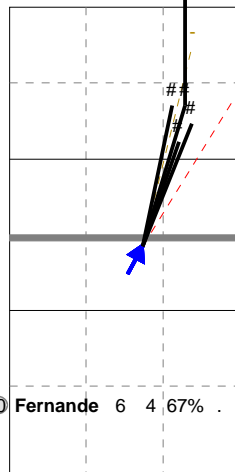
Total Direction Chart analysis

Espa a | 10 Fernandez | Atk after Rec | Setter in 1,5,4,2 | :::[1]

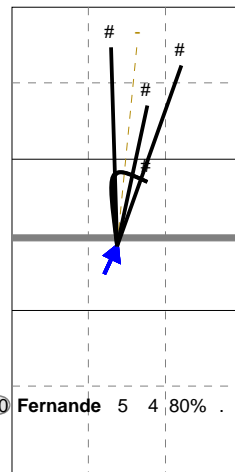
X7	Ind. *E% N # #% = /	X1	Ind. *E% N # #% = /	XC	Ind. *E% N # #% = /
7	57% 7 4 57% 0 0	8	50% 6 4 67% 1 0	9	80% 5 4 80% 0 0



H: 43%(3) P: 14%(1) T: 43%(3)



H: 100%(6) P: (0) T: (0)

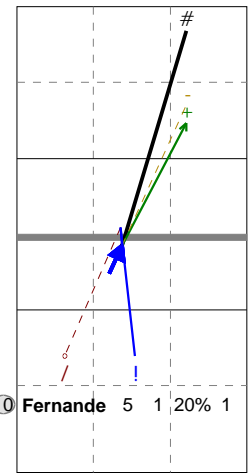


H: 80%(4) P: (0) T: 20%(1)

Total Direction Chart analysis

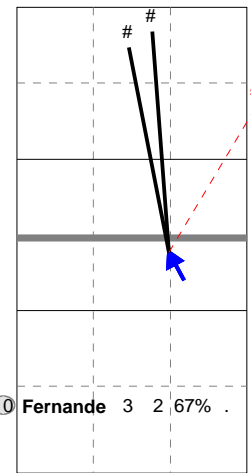
Espa a | 10 Fernandez | Atk after R

XC	Ind. *E% N # #% = /
4	. 5 1 20% 0 1



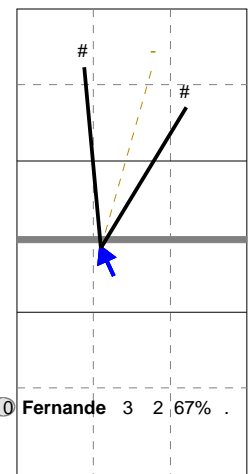
H: 100%(5) P: (0) T: (0)

X2	Ind. *E% N # #% = /
7	33% 3 2 67% 1 0



H: 100%(3) P: (0) T: (0)

X7	Ind. *E% N # #% = /
8	67% 3 2 67% 0 0

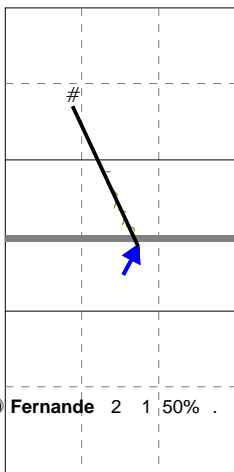


H: 100%(3) P: (0) T: (0)

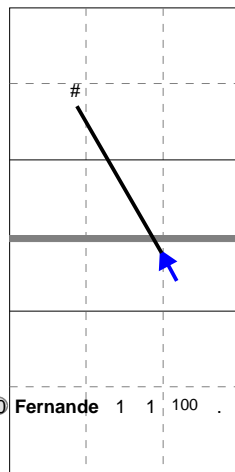
Total Direction Chart analysis

Espa a | 10 Fernandez | Transition | AND[*~~AO,6]:::[1] | (XF,X2,X1,XM,XG,XC,XD,X7,PP,X9,XT,X3,X4,XB,

X1	Ind. *E% N # #% = /	X2	Ind. *E% N # #% = /
8	50% 2 1 50% 0 0	10	100 1 1 100 0 0



H: 50%(1) P: 50%(1) T: (0)



H: 100%(1) P: (0) T: (0)

Ind. *E% N # #% = /	Ind. *E% N # #% = /
4 43% 53 4 8% 4 1	4 . 1 0 0% 0 0

