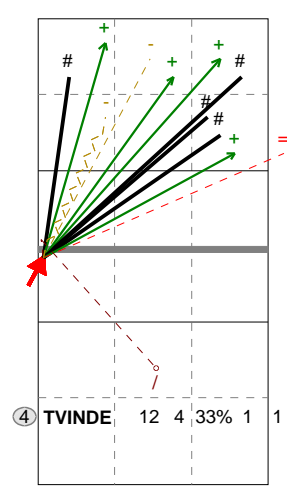
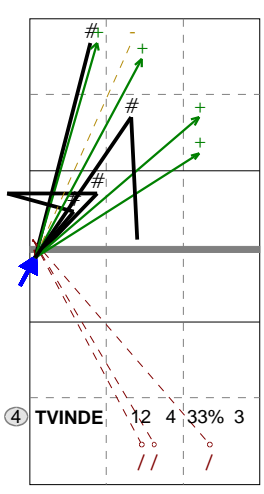


Total Direction Chart analysis

NORWAY\_2014\_M | 4 TVINDE | Atk after Rec | :::[3] | (XF,X2,X1,XM,XG,XC,

<b>X5</b>	Ind.	*E%	N	#	##	=	/
	5	8%	12	4	33%	0	3

<b>V5</b>	Ind.	*E%	N	#	##	=	/
	6	17%	12	4	33%	1	1



H: 100%(12) P: (0) T: (0)

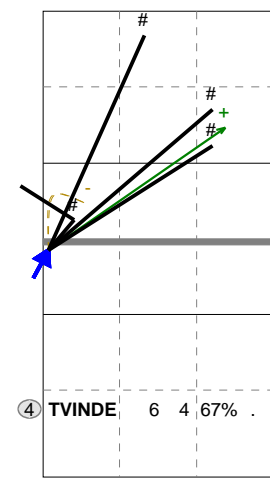
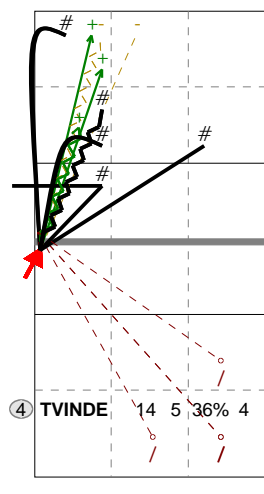
H: 83%(10) P: 17%(2) T: (0)

Total Direction Chart analysis

NORWAY\_2014\_M | 4 TVINDE | Transition | :::[3] | (XF

<b>V5</b>	Ind.	*E%	N	#	##	=	/
	5	7%	14	5	36%	0	4

<b>X5</b>	Ind.	*E%	N	#	##	=	/
	8	67%	6	4	67%	0	0

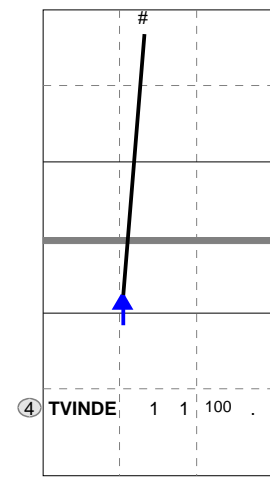
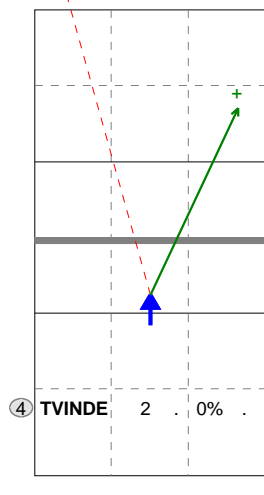


H: 64%(9) P: 21%(3) T: 14%(2)

H: 83%(5) P: (0) T: 17%(1)

<b>XP</b>	Ind.	*E%	N	#	##	=	/
	2	-50	2	0	0%	1	0

<b>XR</b>	Ind.	*E%	N	#	##	=	/
	10	100	1	1	100	0	0



H: 100%(2) P: (0) T: (0)

H: 100%(1) P: (0) T: (0)

Ind.	*E%	N	=	##	/
5	49%	37	0	0%	0 1

Ind.	*E%	N	=	##	/
6	67%	12	1	8%	0 0

