

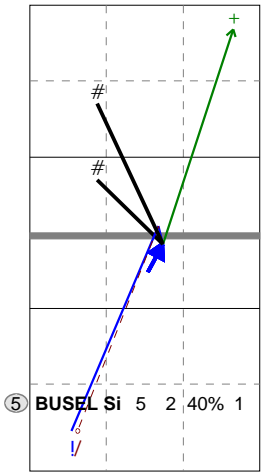
Total Direction Chart analysis

BELARUS 2014 | 5 BUSEL Siarhei | Atk after Rec | Setter in 1,5,4,2 | :::[12]

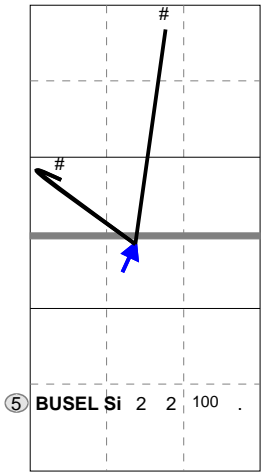
X1	Ind.	*E%	N	#	#%	=	/
	5	20%	5	2	40%	0	1

XC	Ind.	*E%	N	#	#%	=	/
	10	100	2	2	100	0	0

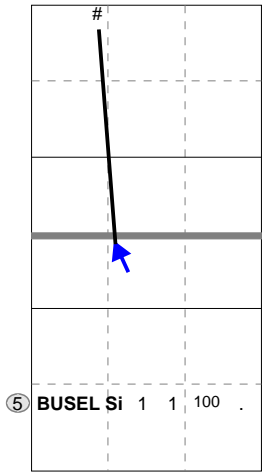
X7	Ind.	*E%	N	#	#%	=	/
	10	100	1	1	100	0	0



H: 100%(5) P: (0) T: (0)



H: 50%(1) P: (0) T: 50%(1)



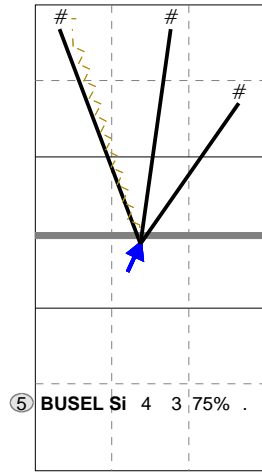
H: 100%(1) P: (0) T: (0)

Total Direction Chart analysis

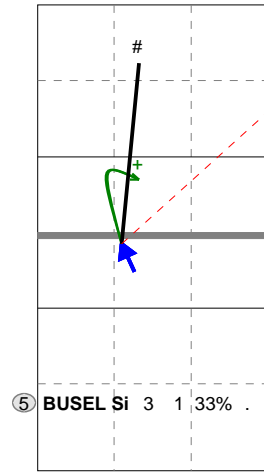
BELARUS 2014 | 5 BUSEL Siarhei | Atk after Rec | Setter in 6,3

XC	Ind.	*E%	N	#	#%	=	/
	9	75%	4	3	75%	0	0

X7	Ind.	*E%	N	#	#%	=	/
	5	.	3	1	33%	1	0

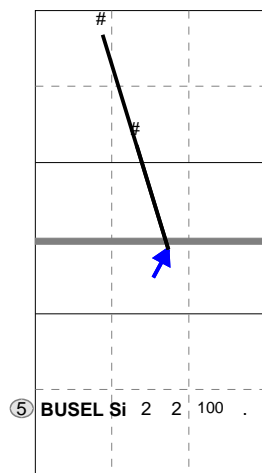


H: 75%(3) P: 25%(1) T: (0)



H: 67%(2) P: (0) T: 33%(1)

X1	Ind.	*E%	N	#	#%	=	/
	10	100	2	2	100	0	0



H: 100%(2) P: (0) T: (0)

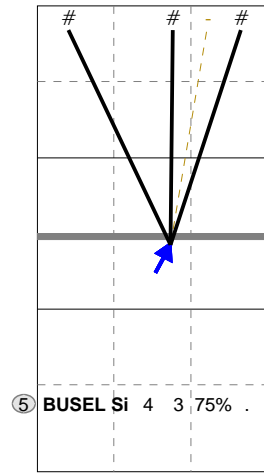
Total Direction Chart analysis

BELARUS 2014 | 5 BUSEL Siarhei | Transition | AND[*~~AO,6];:;[12] | (XF,X2,X1,XM

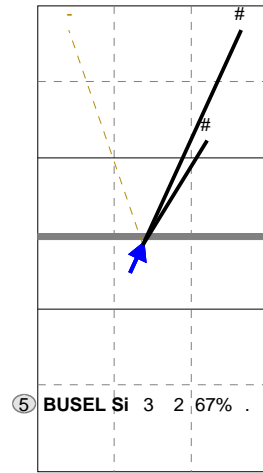
X1	Ind.	*E%	N	#	#%	=	/
	9	75%	4	3	75%	0	0

XC	Ind.	*E%	N	#	#%	=	/
	8	67%	3	2	67%	0	0

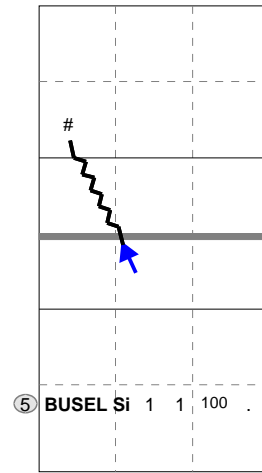
X7	Ind.	*E%	N	#	#%	=	/
	10	100	1	1	100	0	0



H: 75%(3) P: (0) T: (0)



H: 100%(3) P: (0) T: (0)



H: (0) P: 100%(1) T: (0)

Ind.	*E%	N	=	#	/
3	56%	36	1	3%	0 1

